



EMWPREP

East Midlands Widening Participation
Research and Evaluation Partnership

Emma Church



Introduction to
EMWPREP

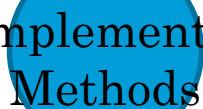


Data in the
East Midlands

‘Making data matter’ - a profile of the practices and procedures developed through a collaborative approach to monitoring and tracking the impact of fair access measures on learners



Examples of
the Use of Data



Complementary
Methods

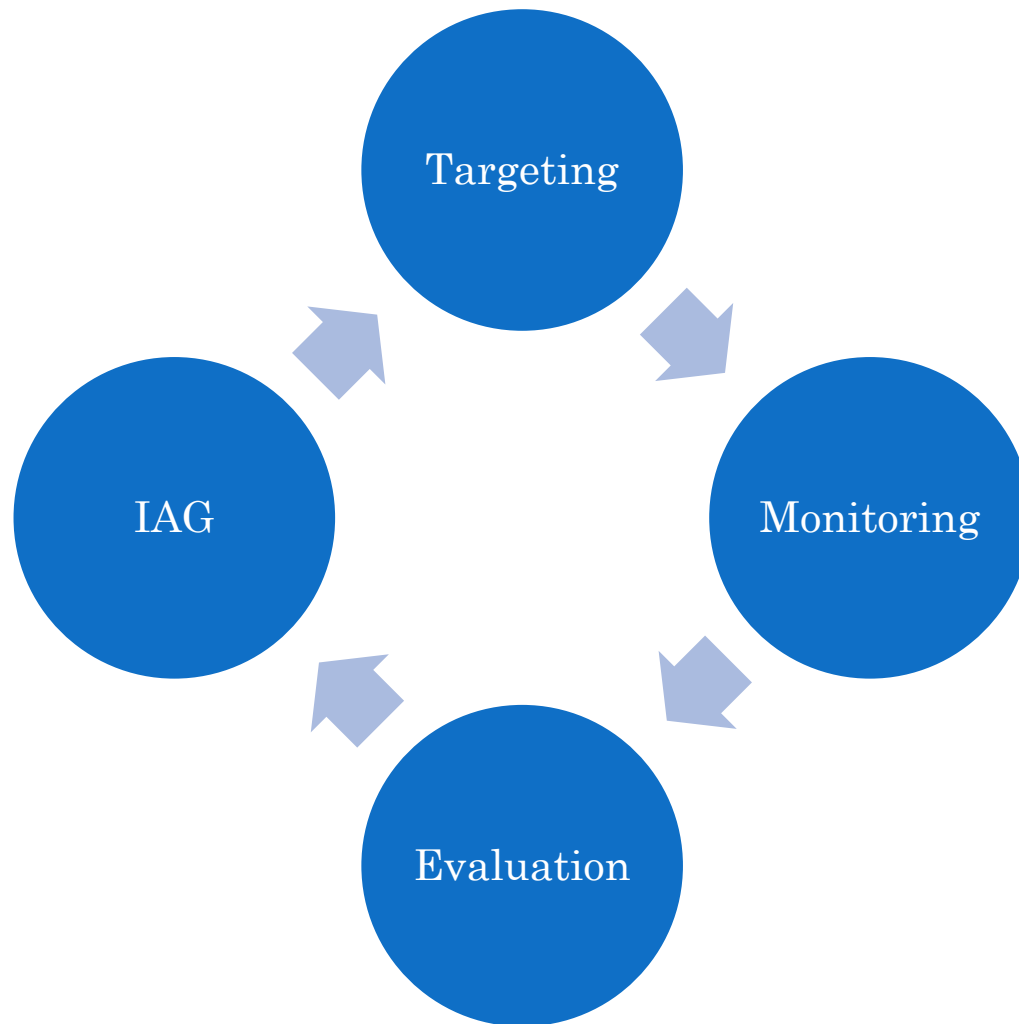


EMWPREP:

- 8 HEIs in the East Midlands
- Continuing the work of Aimhigher in the East Midlands
- Work includes:
 - Targeting students for outreach activity
 - Monitoring and evaluating institutions' outreach programmes
 - Evaluation of discrete outreach activities
 - Analysing partner institutions' student data
 - Analysing external data: DfE; HESA



USES OF DATA:



TARGETING:

- Targeting for inclusion in WP interventions takes place on two levels:
- School Level
- Individual Level



TARGETING: SCHOOL LEVEL

School Name	% residing in POLAR3 quintile			% residing in IMD2010 area			Free School Meals (FSM)	GCSEs	KS2	No. of Pupils		Targeting	
	qYPR 1	qYPR 2	qYPR 1or2	10% most deprived	20% most deprived	40% most deprived	% eligible for FSM (performance table stats) (Jan 2013 Census)	% 5+ A*-C inc E&M 2012	% achieving level 4 or above in reading and mathematics test and writing teacher assessment 2012	Total No. of Pupils	No. used in analysis	Target School	Total All Criteria
School A	64%	34%	97%	94%	95%	99%	49%	N/A	77%	342	342	✓	10
School B	62%	3%	65%	9%	9%	57%	29%	N/A	74%	120	116	✓	4
School C	62%	11%	73%	17%	32%	61%	17%	N/A	46%	760	759	✓	3
School D	60%	1%	61%	56%	60%	97%	44%	NO DATA AVAILABLE	N/A	293	289	✓	9
School E	46%	45%	92%	0%	0%	20%	17%	NO DATA AVAILABLE	N/A	395	395	✓	1
School F	44%	22%	67%	43%	70%	84%	67%	0%	N/A	63	63	✓	8
School G	44%	44%	88%	0%	0%	20%	17%	31%	N/A	403	403	✓	1
School H	42%	35%	77%	49%	52%	81%	25%	49%	N/A	1,040	1035	✓	6
School I	41%	26%	67%	35%	40%	50%	18%	NO DATA AVAILABLE	N/A	500	498	✓	2
School J	41%	38%	80%	0%	0%	14%	9%	NO DATA AVAILABLE	N/A	468	467	✓	0

- Assists in targeting schools
- Combines various datasets to indicate which schools to offer activities to
- Can help clarify levels of priority



TARGETING: SCHOOL LEVEL- DATA

- Performance Tables (including FSM data)
- Statistical Releases (including Attainment data)
- National Pupil Database (NPD)
- Postcode Checker (incorporating data from ONSPD, IMD2010, POLAR3 and geographical locators)



TARGETING: INDIVIDUAL LEVEL- EXAMPLE

- Currently a student will fall into the cohort if they meet the following criteria:
- They are predicted a 40% (city)/ 50% (county) chance of achieving 5+ A*-C GCSEs **AND**
- They are eligible for Free School Meals (FSM), **OR**
- They fall within one of the 20% most deprived areas nationally according to the Indices of Multiple Deprivation (IMD), **OR**
- They fall within one of the 20% lowest young HE participation wards (quintile 1) of POLAR3, **OR**
- They fall within one of the 40% most deprived areas nationally according to IMD **AND** within one of the 40% lowest young HE participation wards (quintile 1 or 2) of POLAR3.



MONITORING: M&E DATABASE

http://www.ahem-evaluation.org.uk/admin/activities_index.asp

Admin Users | Home | Log Off |

17/06/2014 Home

Welcome Emma!

Sub Navigation

- Activities
- Staff
- Development/Dissemination Activity
- Contacts
- Document Downloads
- Organisations
- Participants
- Ref - Activity Categories
- Ref - Activity Providers
- Ref - Activity Types
- Ref - Areas for Organisations
- Ref - Contact types
- Ref - Disabilities
- Ref - Ethnicities
- Ref - Funding Streams
- Ref - HEFCE Core Activities
- Ref - HEFCE Typology
- Ref - Lead Providers
- Ref - Lead Provider Areas
- Ref - NS-SEC Groups
- Ref - Organisation Types
- Ref - Projects
- Ref - Parental/Carer Occupation Classifications
- Ref - Specialist Status
- Ref - Staff Activity Types
- Ref - Sub-Activities
- Ref - Target Groups
- Reports
- Change Password

Welcome to the Monitoring and Evaluation Database for the East Midlands Widening Participation Research and Evaluation Partnership

Please take a moment to read the information below.

This database system is used to record widening participation and outreach activity alongside participant information. The data collected will be used to evaluate these interventions to inform best practice, as well as to monitor the progression of activity participants to FE and HE. Anonymised, statistical data on HEI-funded outreach activities and participants will be published as appropriate and in accordance with data protection legislation.

When you have finished using the database ALWAYS ensure you LOG OFF the system by clicking the link at the top of the page you are on. DO NOT CLOSE YOUR BROWSER WITHOUT LOGGING OFF BEFOREHAND.

The various sections of the database can be navigated to by clicking one of the links on the left:

1. Click the [Activities](#) link to create, edit or review activities. This section also allows input of participant evaluation data to an activity (the participant must first have been input through the [Participants](#) section to perform this operation).
2. Click the [Contacts](#) link to create, edit or view staff contacts and their contact information for an organisation.
3. The [Download Forms & User Guides](#) section contains documents relating to the project which can be downloaded including the latest User Guides, Evaluation Form, Data Sharing Protocol and Data Processor Agreement.
4. Click the [Organisations](#) link to create & edit organisations that activity participants and staff contacts might belong to (schools, colleges, universities, training providers, etc). This section is also useful for contact information.
5. Click the [Participants](#) section to create, edit and review activity participants. An activity 'biography' for each participant can also be viewed from this section. This section is for Activity Editors only.
6. The various 'Ref' links are for editing the look up lists used on the main screens. These lists are for Webmasters and Senior Managers only.
7. The [Reports](#) section provides links to various types of reports and table downloads.

Search results can be exported to Excel in each of the [Activities](#), [Contacts](#), [Organisations](#) and [Participants](#) sections.

For further information on use of the database system, please consult the User Guides in the [Download Forms & User Guides](#) section in the first instance.

Certain sections of the database have restricted access. If you feel you should be able to access a section which you currently cannot, please contact the System Administrator: Emma Church, E.Church@lboro.ac.uk.

85%

15:46
17/06/2014

MONITORING: PROFORMAS AND CONSENTS

- The proformas allow HEIs to record a wide variety of information about their interventions such as:
 - Activity type
 - Category
 - Funding stream
 - Duration
 - Location
 - Target group
 - Number of participants involved
- The consent forms allow HEIs to collect key tracking information including:
 - Name
 - DOB
 - Postcode
 - Parental HE experience
 - Parental occupation
 - FSM eligibility
 - Disability
 - Ethnicity



EVALUATION: EAST MIDLANDS ACTIVITY AND PARTICIPANT DEMOGRAPHICS

Summary	
No. Activities	562
No. Participants	25,201

Category	No. Activities	%age of Activities	No. Participants	%age of Participants
Cat1	231	41.1%	13,835	54.9%
Cat2	331	58.9%	11,366	45.1%
Total	562	100.0%	25,201	100.0%

Activity Type	No. Activities	%age of Activities	No. Participants	%age of Participants
Campus Visits	58	10.3%	2,431	9.6%
Information, Advice and Guidance	293	52.1%	15,656	62.1%
Master Classes, including subject enrichment or revision sessions	159	28.3%	5,811	23.1%
Mentoring	22	3.9%	31	0.1%
School or college based interventions as part of an agreed programme	30	5.3%	1,272	5.0%
Grand Total	562	100.0%	25,201	100.0%

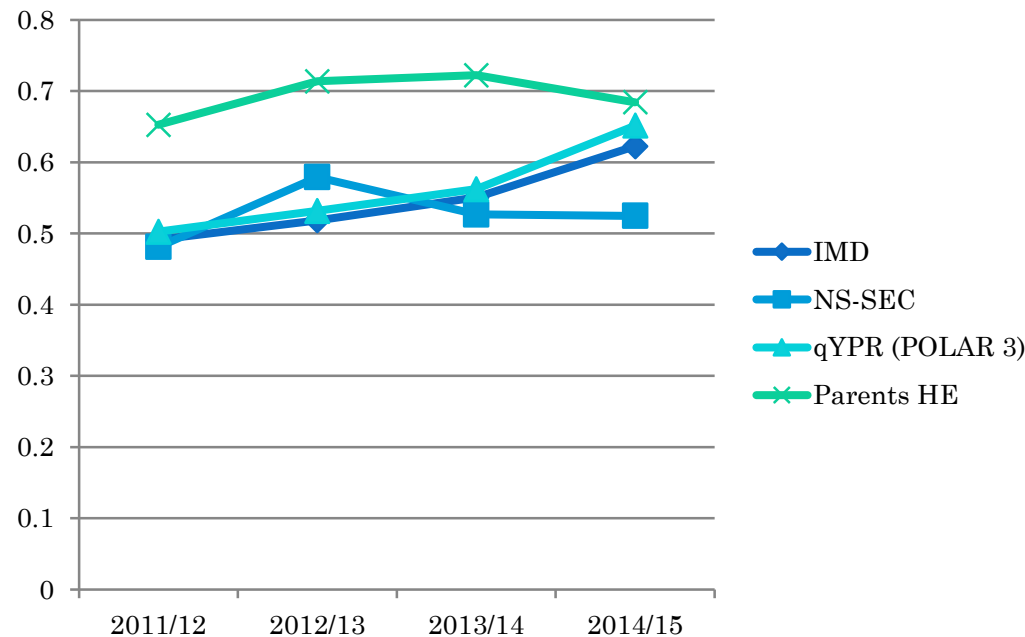
Data analyses are taken from the East Midlands Widening Participation Research and Evaluation Partnership Monitoring and Evaluation Database for all partner University activities. The analyses are based on data collected on activities which have taken place during the 2014/15 academic year as at 30th January 2015. Only those activities that were stored on the database are included in the analyses



EVALUATION: EAST MIDLANDS ACTIVITY AND PARTICIPANT DEMOGRAPHICS

Targeting Summary for 2014/15 (Interim as at 30 th January 2015)	%age in target group
IMD	62.3%
NS-SEC	52.5%
qYPR- POLAR3	65.1%
Parents/Carer HE	68.4%

Analyses are based on data collected on participants in activities which have taken place during the 2014/15 academic year as at 30th January 2015. This data is returned via valid consent (or application) forms, combined with activity data. Consequently, activities where participant data is not collected are not considered here. Only those activities and participants that were stored on the database are included in the analyses.



NB: for 2011/12 POLAR2 was used as source data



EVALUATION: ATTAINMENT & PROGRESSION

- Predicted versus Actual
 - Establish links between taking part in outreach interventions and doing better than expected in key assessments
- Progression to HE
 - Link participants of outreach interventions to attendance at HEIs



EVALUATION: COMPLEMENTARY METHODS

- Activity Questionnaires
- Interviews and Focus Groups
- Case Studies




CONCLUSION

- Correct identification of target school and pupils within those schools is important
- Production of school profiles allows for a consistent targeting approach across partner HEIs
- Collection of consent forms is crucial to monitoring and evaluation as it's the way to establish links as to “what works”
- Complementary evaluation methods such as activity questionnaires can give an ‘immediate’ picture of the success of an event, whilst follow up interviews can help paint a more detailed picture of outreach success



ANY QUESTIONS?



CONTACT DETAILS

Emma Church

Widening Participation Research & Evaluation Coordinator

- 01509 223462
- E.Church@lboro.ac.uk
- www.emwprep.ac.uk
- www.twitter.com/emwprep

EMWPREP

East Midlands Widening Participation
Research and Evaluation Partnership

Hazlerigg Building, Rm 201.0.18

Loughborough University

LE11 3TU

