



Pearson

BTEC National Reforms & Higher Education

Hayley Dalton

Head of Vocational Design

Hayley.dalton@pearson.com

September 2018

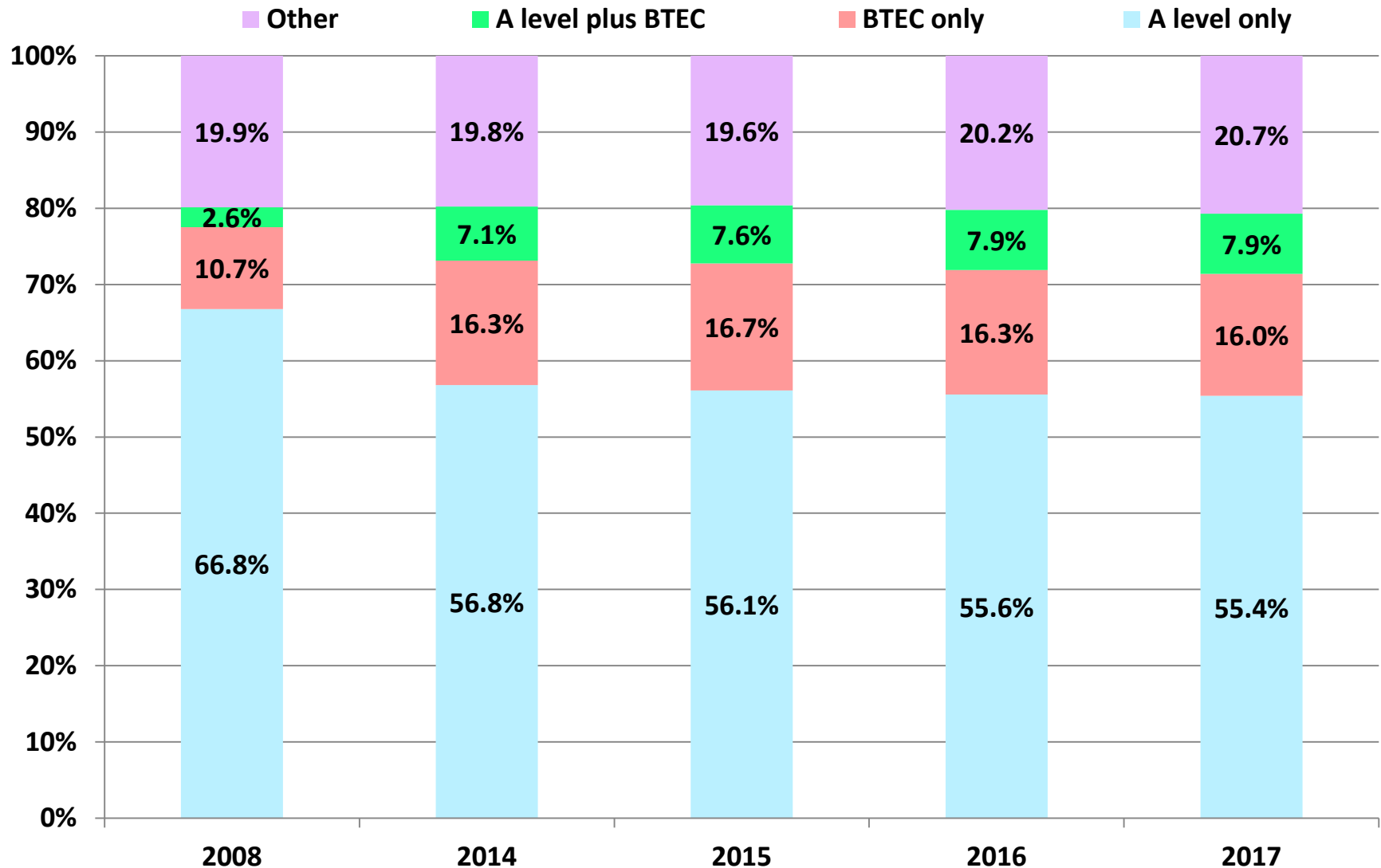


The background is a solid teal color with a repeating pattern of light teal icons. These icons consist of a central circle connected to three smaller circles, and simple curved lines. A large white circle is centered on the page, containing the text.

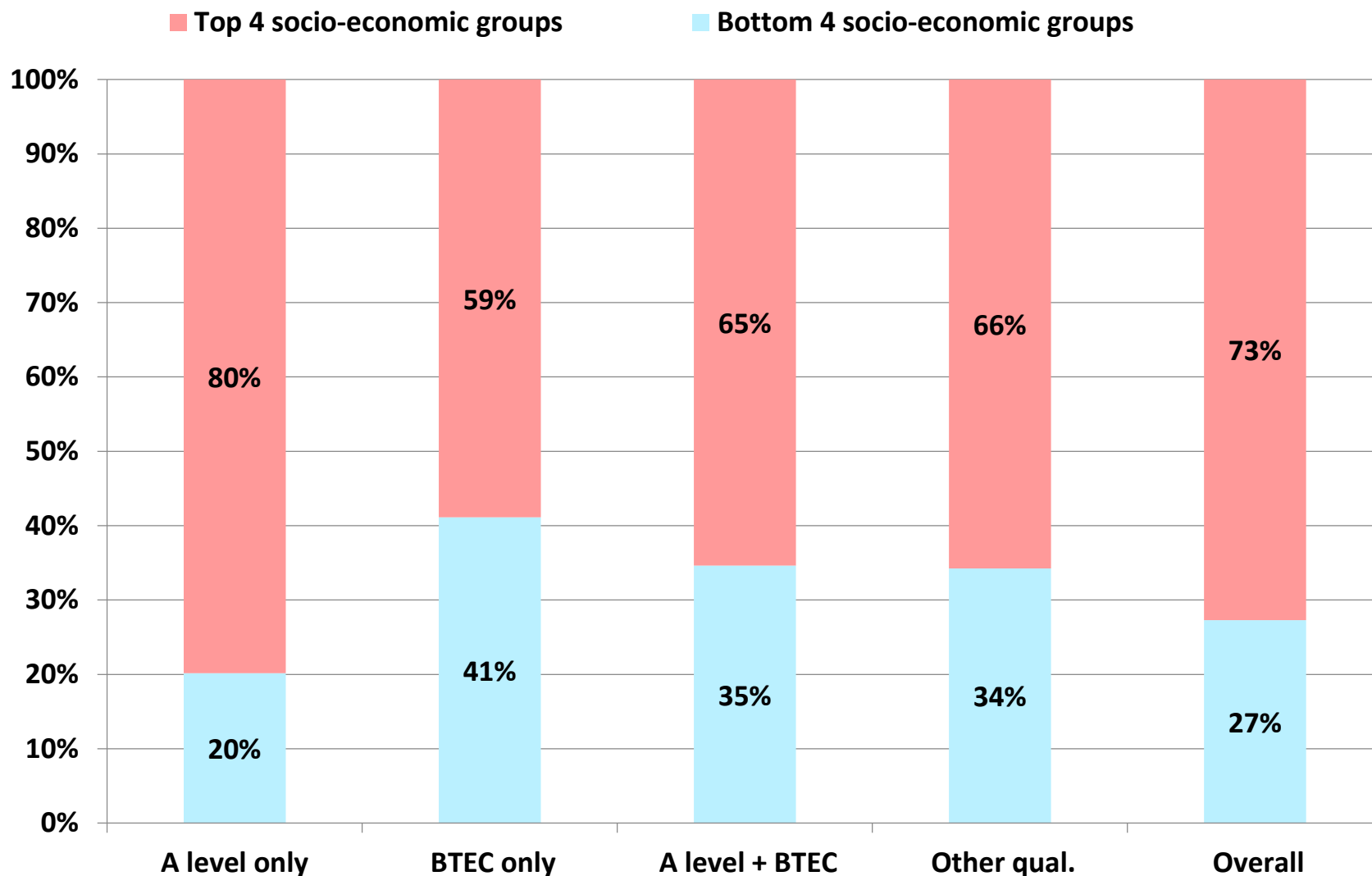
**Data on BTEC
progression to HE**

Students by qualification type

(UCAS data)

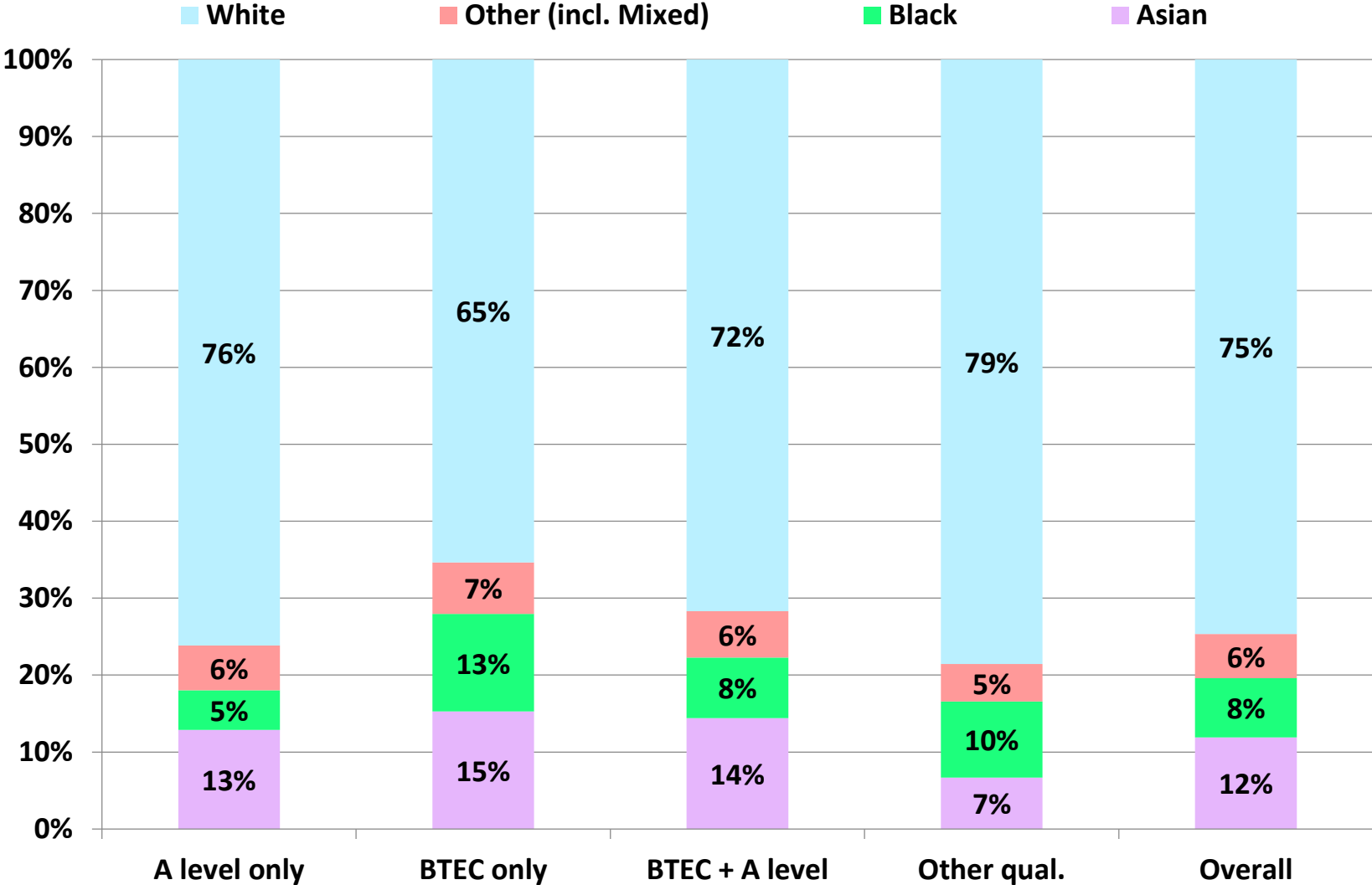


Socio-economic group by qualification type (HESA data 2015 entry)



Ethnicity by qualification type

(HESA data 2015 entry)



BTEC only: most popular degree programme subject areas

(HESA data 2015 entry)

Subject Area	Percentage
Creative arts & design	17.9%
Business & administrative studies	17.1%
Biological sciences	17.0%
Computer science	11.6%
Subjects allied to medicine	10.3%
Social studies	8.6%
Engineering & technology	5.9%
Education	5.3%
Mass communications & documentation	4.3%
Law	2.4%

BTEC/A level mix: most popular degree programme subject areas

(HESA data 2015 entry)

Subject Area	Percentage
Business & administrative studies	17.8%
Creative arts & design	17.1%
Biological sciences	15.0%
Social studies	9.7%
Subjects allied to medicine	8.4%
Computer science	7.6%
Education	6.6%
Mass communications & documentation	5.2%
Engineering & technology	4.6%
Law	4.0%



The QCF BTEC Nationals

Structure of the QCF BTEC Nationals

Title	Guided learning hours	Size relative to 1 x A level	Usual number of units
BTEC Certificate	180	0.5	3
BTEC Subsidiary Diploma	360	1	6
BTEC 90-Credit Diploma	540	1.5	9
BTEC Diploma	720	2	12
BTEC Extended Diploma	1080	3	18

- QCF BTEC Nationals are made up mainly of 60 glh (10 credits) units
- Core (most subjects ~30-40%) and option model
- 100% internally assessed through assignments set and marked by teachers (guidance is provided by Pearson) with external verification by Pearson
- No compensation within or across units – students must pass **all units** and **all learning outcomes**

HE entry requirements for QCF BTEC students

- **Most university courses accept the QCF BTEC Level 3 Extended Diploma on its own with grades equivalent to A level grades in terms of UCAS points equivalence**
- Some require specific units. For example:
 - some engineering degree courses require the optional unit *Further Mathematics for Engineering Technicians*
 - some science/health degree courses require specific optional biology and/or chemistry units
- Some selective degree courses:
 - require BTEC grades that are higher than the UCAS Tariff equivalent for A levels
 - require an A level alongside the BTEC National qualification. For example: A level mathematics for engineering and computing programmes; an A level science for some science degree programmes
 - accept BTEC students only on to foundation years
 - do not accept BTEC students

The background is a solid teal color with a repeating pattern of white icons. These icons include stylized molecular structures with three atoms connected by lines, and simple curved lines resembling arcs or partial circles.

**New BTEC Nationals
(introduced from 2016)**

2. DfE criteria for level 3 vocational qualifications

Characteristic	Applied General criteria (2018)	Tech Level criteria (2018)
A. Purpose – progression to...	... range of subjects at a higher level or to employment	... work in specific vocational areas – directly or via HE
B. Size	Min 150 glh	Min 300 glh
C. Recognition	3 HEIs	5 employers/1 PB
D. Appropriate content	Min 60% mandatory	Min 40% mandatory
E. External Assessment	Min 40%	Min 30%
F. Synoptic Assessment	✓	✓
G. Grading	✓	✓
H. Employer involvement		Delivery/assessment
I. Progression	✓	✓
J. Proven Track Record	Take-up in first 2 yrs	Take-up in first 2 yrs

Features of the revised BTEC Nationals

- Larger core of mandatory units – at least 60% in AG and at least 50% in TL
- External assessment – at least 40% in AG and at least 33% in TL
- Most internally assessed units are still 60 glh (a few are 90 glh)
- Externally assessed units are 90 or 120 glh
- Synoptic assessment
- **Original rule: Students must achieve an ‘N’ grade or higher in all external assessments**
- **Current rule: up to two resits for externally assessed units**
- One resubmission for internally assessed units
- Strengthening of mandatory content and/or English (writing) requirements

Impact of the changes on HE entry requirements

Number of units

- The number of units in the Extended Diploma varies from 12-15 with the vast majority having 13 units
- Therefore, for the RQF qualifications, it is inappropriate for HE entry requirements to require a certain number of units at specific grades

Content of units

- The mandatory core is larger and, for the Extended Diploma should have sufficient appropriate content for progression to HE; so specific optional units or additional A levels may not be needed
- Many units have new titles and content may be packaged differently; therefore, HEIs need to check specification for details if they want specific units at a particular grade

External Assessments

All external assessments are either tests (exams) or tasks.

No. of external assessments (minor variations may exist)	
Certificate (180glh)	1
Extended Certificate (360glh)	2
Foundation Diploma (510/540glh)	2
Diploma (720glh)	2 or 3
Extended Diploma (1080glh)	3 or 4



BTEC Nationals – QCF/RQF titles & grading

QCF BTEC Level 3 qualifications	New RQF BTEC Nationals	A level equivalence
Pearson BTEC Level 3 Certificate in ... (QCF) (graded P, M, D, D*)	Pearson BTEC Level 3 National Certificate in ... (graded P, M, D, D*)	0.5 x A level
Pearson BTEC Level 3 Subsidiary Diploma in ... (QCF) (graded P, M, D, D*)	Pearson BTEC Level 3 National Extended Certificate in ... (graded P, M, D, D*)	1.0 x A level
Pearson BTEC Level 3 90-credit Diploma in ... (QCF) (graded from PP to D*D*)	Pearson BTEC Level 3 National Foundation Diploma in ... (graded P, M, D, D*)	1.5 x A levels
Pearson BTEC Level 3 Diploma in ... (QCF) (graded from PP to D*D*)	Pearson BTEC Level 3 National Diploma in ... (graded from PP to D*D*)	2.0 x A levels
Pearson BTEC Level 3 Extended Diploma in ... (QCF) (graded from PPP to D*D*D*)	Pearson BTEC Level 3 National Extended Diploma in ... (graded from PPP to D*D*D*)	3.0 x A levels

Other points to note

- Not all students are taking the revised RQF versions. Reasons:
 - Not all revised BTEC subjects have been approved by the DfE
 - For some subjects that have been reviewed, the QCF qualifications are part of apprenticeship frameworks
- So in 2018 some students applied to Higher Education with the old QCF BTECs (particularly those taking the Extended Diploma) and some with the new revised BTEC Nationals. The proportions across all sizes were:
 - **72% QCF**
 - **28% RQF** (higher % in the smaller sizes; lower % in the largest size)

However, the titles are easily distinguishable. For example:

- **Pearson BTEC Level 3 Extended Diploma in Business (QCF)**
- **Pearson BTEC Level 3 National Extended Diploma in Business**

Proportions of applicants to HE in 2018 taking QCF:RQF

Overall proportions of students applying with each size of BTEC National:

Title	Size	%
Certificate	0.5 x A level	3%
Subsidiary Diploma/Extended Certificate	1.0 x A level	35%
90-Credit Diploma/Foundation Diploma	1.5 x A level	3%
Diploma	2.0 x A level	14%
Extended Diploma	3.0 x A level	46%

Proportions of applicants to HE in 2018 taking QCF:RQF

Overall proportions of students applying with each size of BTEC National:

Title	Size	%
Certificate	0.5 x A level	3%
Subsidiary Diploma/Extended Certificate	1.0 x A level	35%
90-Credit Diploma/Foundation Diploma	1.5 x A level	3%
Diploma	2.0 x A level	14%
Extended Diploma	3.0 x A level	46%

Ratio of QCF:RQF for each size of BTEC National:

Title	Size	% QCF	% RQF
Certificate	0.5 x A level	66%	34%
Subsidiary Diploma/Extended Certificate	1.0 x A level	59%	41%
90-Credit Diploma/Foundation Diploma	1.5 x A level	49%	51%
Diploma	2.0 x A level	63%	37%
Extended Diploma	3.0 x A level	86%	14%
Overall percentages		72%	28%

Impact on student achievement

Whenever a new qualification is introduced, there tends to be a dip in student achievement as teachers get used to delivering the new specifications and the qualifications bed in.

This is particularly the case where the changes are extensive. For the BTEC Nationals, there are:

- Significant changes to the content
- The introduction of a large proportion of external assessment
- Changes to the assessment criteria for internally assessed units

The first results in summer 2017 did show a drop in the numbers achieving the top grades

Summer 2018 interim BTEC results – average across all sizes (those completing their BTEC National in summer 2018)

Specification	D*	D	M	P	U
Reformed RQF BTEC Nationals	4.5%	33.0%	73.3%	95.7%	100.0%
QCF BTEC Nationals	35.2%	55.9%	78.6%	100.0%	100.0%

These results cover all sizes and so:

- P includes PP, PPP and above
- M includes MM, MMM and above
- D includes DD, DDD and above
- D* includes D*D* and D*D*D*

Outcomes:

- The introduction of the N grade has led to a good pass rate
- The pass rate for QCF is 100% as only those completing certificate the full qualification
- Percentage achieving merit and above was very close on the two
- A lower percentage achieved D and above on the RQF
- A significantly lower percentage achieved D* on the RQF



Any questions?